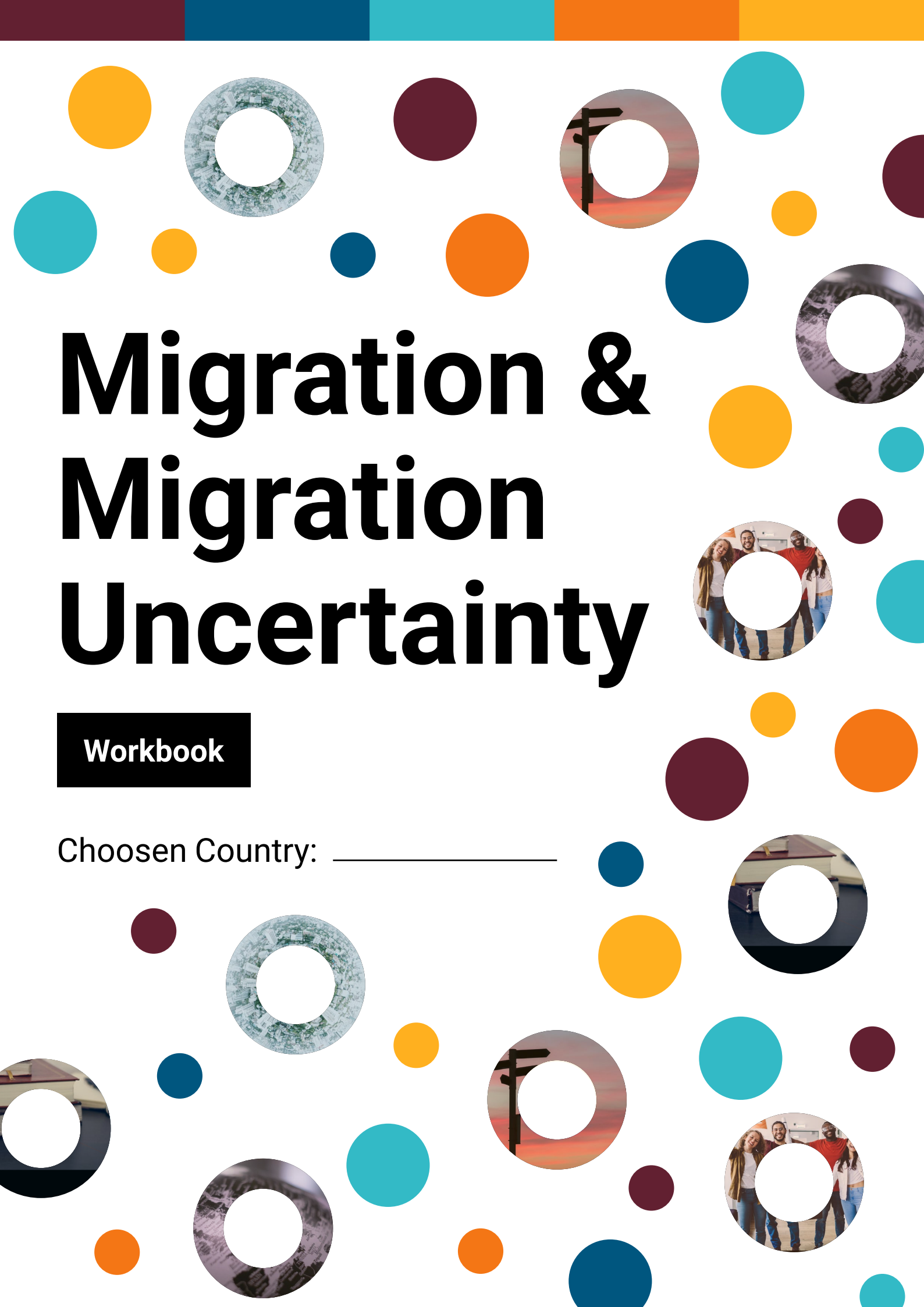


Migration & Migration Uncertainty

Workbook

Chosen Country: _____



Imprint

Author: Mahalia Thomas, Max Planck Institute for Demographic Research / Population Europe Secretariat

Technical and layout coordination: Mahalia Thomas

Photo credit

- Page 1: Krzysztof Hepner on Unsplash
- Page 7: Javier Allegue Barros on Unsplash
- Page 13: Joshua Rawson-Harris on Unsplash
- Page 19: BullRun on Adobe Stock
- Page 25: Mikhail Pavstyuk on Unsplash
- Front page: All mentioned above

Address: Max Planck Institute for Demographic Research / Population Europe Secretariat,
Markgrafestraße 37, 10117 Berlin, Germany

Phone: +49 30 2061 383 30

Email: office@population-europe.eu

Web: <https://www.population-europe.eu>

The opinions of the authors do not necessarily reflect those held by the publisher or the editorial office. Reprints of any part of the articles are permitted as long as the original authors and publishers are given credit and it is used for non-commercial purposes. Please provide us with a specimen copy.



This work has received funding from the European Union's Horizon 2020 research and innovation programme under grant agreement No. 870299. This document reflects the authors' view and the Research Executive Agency of the European Commission are not responsible for any use that may be made of the information it contains.

Lesson 1

Migration & Migration Uncertainty

What is migration and what do we mean by migration uncertainty?

You will:

- Learn how we conceptualise uncertainty in migration
- Understand techniques to describe and reduce this uncertainty
- Explore the effects of dataset size on research results



Summary

Migration is the movement of people from one place to another. It not only shapes the spaces we exist in but also the cultures and diversity we are exposed to. Studying migration is no easy, and through its complexities, asks migration researchers to deal with high levels of uncertainty (all the things we do not know) – some of which we can reduce through better methodology and others we must dive deeper into to

Key Terms

Aleatory Uncertainty

Fundamentally driven by chance, related to unpredictable shocks and their impacts, and thus, in principle, unknowable.

Epistemic Uncertainty

Related to imperfect knowledge, which might be solvable through more research, meaning that it is at least potentially knowable.

Migration

The movement of persons away from their place of usual residence, either across an international border or within a State. (Source: IOM)

Migration Uncertainty

Everything we do not know about the past, present or future migration. It is due to interacting drivers, human agency in migration decisions, and well-known issues with conceptualisation and measurements.

Pull Factors

A motivating cause that attracts a person to migrate to another region or country. Examples: employment opportunities, higher income and better working conditions and facilities.

Push Factors

A factor that motivates a person to migrate away from their country or region of residence. Examples: war, lack of resources and prosecution.

Shock Events

Unpredictable changes to migration drivers, as well as the large variation in the way migration responds to these changes.

Research Box

What is Eurostat?

Eurostat is the statistical office of the European Union, responsible for publishing high-quality Europe-wide statistics and indicators that enable comparisons between countries and regions. Eurostat is a valuable resource for researchers as it provides high-quality and up-to-date data on important topics such as migration, environment, equality and many others!

Reflection Questions

What are some potential shock events that could occur in the future and how do you think they would impact migration?

Ex. If space aliens were to show up in Australia, I would expect that those with the means to do so will move out, while there will be in-migration of researchers and social media influencers.

Notes from Part I & II

Maths

Predicting Immigration

Introduction

Due to uncertainty, researchers actually are not all that good at predicting migration. To make predictions, they would ideally need:

1. Theory and understanding of the complex interplay of multiple migration drivers
2. Precise measurement and data on multiple forms of past and current migration, and its multiple drivers would need to be available over time and space
3. Perfectly specified models analysing migration and driver data
4. Exact knowledge of the future development of multiple drivers

Knowing all of this is of course impossible, in this exercise, we will look at how the second point affects our predictions by utilising data from the past 10 years in our country.

Instructions

In this exercise, we will look at how the amount of previously recorded data affects our predictions by utilising data from the past 10 years in your chosen country.

Step 1: Data Collection

Go to the Eurostat website and look up the total amount of immigration for each the 10 most recent years of available data. Enter these into the table.

Step 2: Calculate Percent Change

For each of the years, calculate the percent change using the formula:

$$\frac{\text{New Value} - \text{Old Value}}{|\text{Old Value}|} \times 100$$

Step 3: Calculate Predictions

Take the average of all the percent changes you have calculated. Use this to determine the rate of immigration for the following year. Repeat this only using the data from the last 3 and then 5 years.

Year	Number of Immigrants	Percent Change

10-Year Prediction: _____

5-Year Prediction: _____

3-Year Prediction: _____

If you had to choose one of the three, which seems to be the most plausible?

Why might the predictions be so different from one another?

Data in Comparison

Using your calculated 10-year predictions,

What is the median country in terms of the predicted migration? _____

Is your chosen country above or below the median? _____

Why do you think this might be? Take a guess.

Lesson 2

Micro-Level Decision-Making

What micro-level decision-making influences migration?

You will:

- Learn that we can look at the drivers of migration from different levels including the macro and micro level
- Explore how different migrants may evaluate the same country differently when deciding where to migrate
- Gain awareness that people become migrants for many different reasons



Summary

Migration decisions are taken in the context of personal needs and desires while facing uncertainty regarding outcomes of alternative behavioural options. Information about the future and its opportunities is incomplete, and whether migration turns out as a personal success or failure depends mostly on circumstances that are unknown and not fully under the control of the migration decision-maker.

Key Terms

Economic Migrants

The movement of people from one country to another to benefit from greater economic opportunities often from less economically developed countries to more economically developed countries.

Environmental Migrants

People who are forced to migrate from or flee their home region due to sudden or long-term changes to their local environment which worsened their well being or livelihood.

Family Reunion

This form of migration refers to members of a family coming to join one of their relatives who is resident in another country.

Political Migrants

Many people are forced to migrate because of a war, civil war or state policies which discriminate against particular groups of citizens or people who oppose those in power.

Predisposing Factors

Social, economic, political, demographic, environmental structures and structural changes establish the wider contextual environment but do not trigger migration decisions per se.

Proximate Drivers

Drivers that are less abstract but closer to the immediate perception and decision spheres of potential migrants.

Micro level

Related to individual people and their decisions.

Research Box

What is an index?

An Index allows researchers to combine various variables into one measure. This allows for easier comparison between observations and when looking at the effect that this index has on other variables.

Reflection Questions

What are some ways a future migrant might try to reduce this uncertainty? What are some barriers to reducing this uncertainty?

Ex. To reduce uncertainty about making it to my destination country, I might go by plane instead of a boat. However, a barrier to this is whether I have the financial means to go by plane.

Notes from Part I & II

Maths

Micro-level Pull Factors

Introduction

Four dimensions considered as critical in approaching the complex process of migration decision-making:

1. The formation of migration aspirations
2. The rules for searching and evaluating information about migratory options
3. The timing and planning horizons for preparing and realising migratory decisions
4. Agency: Who makes migration decisions and how much control do they have over the process

In this exercise, we will examine some of the aspects that may go into the second dimension of migration decision-making.

Instructions

Create an index variable taking into account why a migrant would move to your chosen country.

Step 1: Data Collection

Using the Quality of Life infographic on the [Eurostat website](#), collect the data necessary to develop the index variable based on the definitions of column 2. Fill this information in column 3 of the table.

Step 2: Convert the Data

Using the 'Coding' instructions in column 4, determine the score of your chosen country for each variable

Step 3: Create Formula

Insert your scores from column 5 into their respective place in the formula underneath the table

$$(Score(S) \times Weight(S)) + (Score(L) \times Weight(L)) + (Score(F) \times Weight(F)) + (Score(E) \times Weight(E)) + (Score(H) \times Weight(H))$$

Step 4: Calculate Migrants' Rankings and Weights

Look at the rankings of importance of each of the three migrants and calculate the weight that your chosen country earns for each of them. The most important variable in the ranking will receive a weight of 5 and the least important, 1.

Variable	Definition	Eurostat Data	Coding	Score
Safety Feeling (S)	Share of the population reporting crime, violence of vandalism in the area		2.4 to 6.5%: 3 6.6 to 10.7%: 2 10.8 to 14.8%: 1 14.9 to 19.1%: 0	
Average Life Satisfaction (L)	Summary of all rating provided		5.4 to 6.1: 0 6.2 to 6.7: 1 6.8 to 7.4: 2 7.5 to 8.1: 3	
Financial Living (F)	Satisfaction with finances		4.3 to 5.1: 0 5.2 to 6.0: 1 6.1 to 6.8: 2 6.9 to 7.6: 3	
Employment Rate (E)	Percentage of people 15 to 64 years old who have a job		57.2 to 62.9: 0 63.0 to 68.6: 1 68.7 to 74.3: 2 74.4 to 80.1: 3	
Housing Conditions (H)	Average housing satisfaction		6.0 to 6.5: 0 6.6 to 7.1: 1 7.2 to 7.7: 2 7.8 to 8.4: 3	

$$\left(\frac{\text{Score of S}}{\text{Weight (S)}} \right) + \left(\frac{\text{Score of L}}{\text{Weight (L)}} \right) + \left(\frac{\text{Score of F}}{\text{Weight (F)}} \right) + \left(\frac{\text{Score of E}}{\text{Weight (E)}} \right) + \left(\frac{\text{Score of H}}{\text{Weight (H)}} \right)$$

How would a future migrant evaluate my country as a potential destination?

For the following migrants with their rankings given in brackets (from high to low), how attractive is your chosen country?

Jeff (E, H, L, S, F) _____

Tina (F, E, S, H, L): _____

Rowan (S, L, E, F, H): _____

Data in Comparison

Make a bar graph for each of the three migrants to compare the scores you calculated.

For each person, what was the median index score? _____

Is your chosen country above or below the medians? _____

What other factors may a migrant use to determine where they move to?

Researchers like to imagine that all migrants sit down and do these sorts of calculations, but that is often not the case.

Lesson 3

Macro-Level Drivers

What macro-level influences are there to migration?

You will:

- Understand the larger drivers that influence migration on the country or regional level
- Brainstorm the effects of climate change on future migration patterns
- See how different individual variables influence migration



Summary

On top of the human variable that increases uncertainty in migration through the decision making processes, there are macro level trends at play that influence the quantity and types of migrations that migration researchers can measure. On top of the different drivers that can influence migration, they can also have different effects in different countries based on the country's history, society and politics.

Key Terms

Family Reunion

This form of migration refers to members of a family coming to join one of their relatives who is resident in another country.

Forced Migration

Displacement due to persecution, conflict, generalised violence or human rights violations.

Macro-level Migration Drivers

Factors that influence migration decisions, and on aggregate, shape broader population movements by enabling facilitating, triggering, constraining or preventing migration.

Voluntary Migration

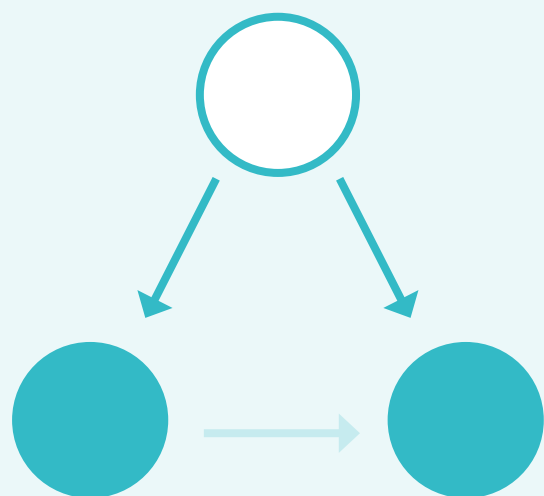
Migration based on one's free will and initiative and due to a variety of reasons, involving weighing options and choices.

Research Box

Correlation vs Causation

Even experienced researchers can fall into the fallacy of calling something causes something else (causation) when these things can be merely associated (correlation) with one another.

Example: When ice cream sales are high, more shark attacks occur, where some may say that ice cream sales lead to shark attacks. In reality, it is the warm weather that increases ice cream sales and leads people to go to the beach, exposing them to shark attacks.



Reflection Questions

Climate Change is likely to influence migration in the future. What macro-level push factors might result from climate change?

Ex. We know that droughts will increasingly become a problem as climate change worsens. This will likely cause mass migrations and increasing prices of water.

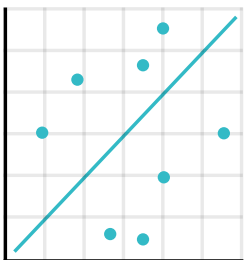
Notes from Part I & II

Maths

Macro-Level Push Factors

Introduction

When researchers try to understand migration on the macro-level, they will often look for patterns or trends by running regressions. These regressions allow us to say that as X changes, we see a change in Y.



What are regression lines?

They describe the interrelationship between a dependent variable (X; the one that is causing the effect) and the independent variable (Y; the one that is affected).

We can describe regression lines as being positive (as X increases, so does Y) or negative (as X increases, Y decreases).

Instructions

Study the effect of GDP, risk of poverty and crime rates on your chosen country's emigration with regression lines.

Step 1: Create Hypothesis

Using the understanding you gained about the micro-level decision making in the previous lesson, create your hypothesis (i.e. prediction) about how GDP, risk of poverty and crime rates affect emigration.

Step 2: Data Collection

Open the Google Sheet or Excel file provided by your teacher. Here you will enter the data collected for your one dependent variable (emigration) and three independent variables. You can find the data here:

- Emigration: <https://ec.europa.eu/eurostat/databrowser/view/tps00177/default/table?lang=en>
- GDP: https://ec.europa.eu/eurostat/databrowser/view/NAMA_10_PC/default/table?lang=en&category=na10.nama10.nama_10_aux
- Risk of Poverty: http://appsso.eurostat.ec.europa.eu/nui/show.do?dataset=ilc_li02
- Crime Rate (Measured by the number of thefts): https://ec.europa.eu/eurostat/databrowser/view/CRIM_OFF_CAT_custom_3126402/default/table?lang=en

Step 3: Analyse Results

Once you enter the data in Step 2, Google Sheets or Excel will auto-generate graphs including trend lines. Use these to answer the questions on the next page.

For each of the three variables, graph the general trend line present

Take into account the various axis ranges present in the generated graphs.



GDP

Hypothesis _____

Is the trend positive or negative? _____

As GDP increases, what is the effect on out-migration?



Risk of Poverty

Hypothesis _____

Is the trend positive or negative? _____

As the risk of poverty increases, what is the effect on out-migration?



Crime Rate

Hypothesis _____

Is the trend positive or negative? _____

As the crime rate increases, what is the effect on out-migration?

Data in Comparison

Make a bar graph comparing the coefficients for GDP from your regression analysis for different countries.

What was the median country? _____

Is your chosen country above or below the median? _____

Why might some countries be more affected by some variables than others?

Countries have different histories and makeups, and this will influence the effect that a particular change in a variable may have on out-migration.

Lesson 4

Natives' Perception of Migrants

How are migrants perceived by the native population?

You will:

- Think reflectively of the country they live in and the climate it creates for immigrants
- Analyse research reports and discover problem areas from them
- Learn the role that natives' attitudes plays on migration and migrants



Summary

Over the last two decades, there has been a growing opposition to immigration in many European countries. Many natives believe that migration levels are too high and that the presence of migrants may be harmful for their countries' economies and societies. These attitudes not only impact the inter-personal relations a migrant has with the native population but can also create systematic and widespread discrimination.

Key Terms

Employment Discrimination

Unfair treatment or harassment based on a person's membership in a minority group within an occupation as well as in the job searching process.

Hanau Shooting

Far-right terrorist attack, targeting two shisha bars in Hanau that occurred in February 2020 in which 11 people were killed and 5 others were wounded.

Macroaggression

Overt discrimination that society easily marks as discrimination, which can include physical assaults, verbal assaults as well as structural barriers of entry based on a person's membership in a minority community. For example, not allowing People of Color (POCs) to vote.

Microaggressions

Remarks, questions or actions that are painful because they have to do with a person's membership in a group that is discriminated against or subject to stereotypes. And a key part of what makes them so disconcerting is that they happen casually, frequently and often without any harm intended, in everyday life. (Source: VOX)

Radical Right Parties and Movements

Over the last 10 years, a strong surge of these parties and movements have emerged globally, especially in Western Europe. One key aspect of many of these is their anti-immigration rhetoric, which has led to an increase and legitimisation in this rhetoric.

Research Box

Ecological Fallacy

An error in which a research uses relationships in the aggregate level data to conclude things about the relationship for the individual who is part of that aggregate.

Ex. If 1 in 5 people prefer cats over dogs, that does not mean that each person prefers cats 1 out of 5 times.

Reflection Questions

How would you categorise the attitudes of native-borns' in your home country and the migration environment they create? Are there particular moments that come to mind?

Ex. In the United States, the idea of 'whiteness' is very prominent. While communities such as Catholics have historically faced discrimination, now they have integrated into 'whiteness'.

Notes from Part I & II

Maths

Setting the Policy Agenda

Introduction

Researchers do not want their research to simply sit on a shelf, rather they want it to better the world. One avenue for this is within the policy arena (i.e. government). Policy-making tends to follow four steps:

1. **Setting the Agenda:** A list of subjects or problems at which governmental officials are paying some serious attention is determined. Different departments and people may have different policy agendas
2. **Determining policy alternatives:** Different alternatives are chosen to solve our policy problem on the agenda, based on evidence from the research we and others have conducted
3. **Selecting the best alternative:** Through the policy-making process such as voting or presidential decision, a policy is selected to be implemented
4. **Implementing the decision:** The selected policy is then implemented, which often involves delegation to specific departments entrusted to implement it and the allocation of the required resources

Source: *Agendas, Alternatives, and Public Policies* by John W. Kingdon

Instructions

Every step of the policy-making process should be informed by research evidence. When it comes to setting the agenda on the topic of natives' attitude to migration, we often look at survey data.

Step 1: Get to Know the Research

On the [Eurobarometer](#) website, find the 'Country Factsheet' developed for your country. Take five minutes to familiarise yourself with it.

Step 2: Note your Observations

On the next page, find the missing information and note down findings that stuck out to you. Once you feel like you have gained an understanding of your country, write a short summary.

Step 3: Set the Agenda

Determine three policy areas that should be relevant for the candidate. Here, you should take into account (1) areas in which your country is behind, (2) the level of controversy that people might attribute to these topics and (3) the impact it will have on migrant populations.

A political candidate in your country contracts you to do a study looking at natives' attitudes of migrants for them to form their policy agenda for the upcoming election cycle. After months of research, you have now completed your report. To make it as useful as possible for the policymaker, you have to summarise the key findings and identify problem areas.

Find the following information

Percentage of people who ...

Would feel comfortable with having an immigrant as their family member:

Interact socially with immigrants at least once a week:

Believe that immigrants are more of a problem for the country:

What are three additional facts you found interesting?

If you explain the natives of your country's attitude of migration in two sentences, what would you say?

What are the three problem areas you would suggest to the candidate as they prepare for their election?

1	2	3
---	---	---

Data in Comparison

Discussing the problem areas you identified with your peers. Did you identify similar or different problem areas? Why might this be?

Think about the similarities and differences that their country has with yours. For example, do they have a strong colonial history? How large is their migrant community?

Lesson 5

Determining Migration Policy

How do policymakers select the best migration policy?

You will:

- Learn that labour migration is already a crucial part of Europe's economy and society
- Understand the context in which the EU is working on developing policies aimed at attracting skills and talent
- Brainstorm policy solutions around the topic of attracting skills and talent to Europe



Summary

Migration researchers are often asked to provide their perspectives on the works of political institutions such as the European Commission to help guide them in their policymaking. One example of this is the current EU-wide initiative to attract skilled and talented workers to EU countries due to the economic benefits it has including making up for industry-specific shortages.

Key Terms

Bilateral Labour Migration Agreements

Agreements concluded between two States, which are legally binding and are essentially concerned with inter-State cooperation on labour migration.

EU Blue Card Directive

Allows highly qualified migrants to benefit from improved rights and, in particular, the right to move and work in other EU countries.

High-Skilled Migration

Foreign workers sharing specific characteristics who therefore qualify for a particular visa category. They are often characterised by the positive light they are cast in on the topic of migrants. (Source: Weiner & Klekowski von Koppenfels).

Labour Migration

Movement of persons from one state to another, or within their own country of residence, for the purpose of employment. (Source: IOM)

Migration Policy

Different legal norms, laws, regulations and other policies aimed at influencing migration and its impact, both directly and indirectly. Policies can be national (decided and enacted by states), sub-national (within states), as well as regional and international (between states in a given region, such as EU, or more broadly).

Labour shortage

Lack of workers (labour) needed in a given sector of the economy (e.g. services or manufacturing).

Research Box

Targeted Migration Policies

Most migration policies affect all foreign nationals in one go. However, occasionally they explicitly (by creating specific policies for specific ethnic or national groups) or implicitly (by targeting a specific criterion or aspect) create policies that affect a particular group of people.

These policies have the effect that they can create a hierarchy of migrants from those the country deems as more or less desirable.

Reflection Questions

If you were considering moving to another country for a job, what questions would you have? What red flags would make you think twice about moving there?

Ex. How important is it for you to speak the language? If you were to move and find out that the working culture is different, would you stay?

Notes from Part I & II

Maths

Developing Policy Alternatives

Introduction

European Commission's Communication on Attracting Skills and Talent to the EU

Problem Areas

To address these growing labour market needs, linked to demographic trends and shortages, mobilising the domestic workforce alone or facilitating intra-EU mobility are not sufficient. To remain globally competitive, the EU needs to become more attractive for talent from around the world.

Suggestions

The Communication proposes operational and legislative initiatives, including: (1) streamlining the single permit procedure; (2) making it easier to acquire EU long-term resident status by allowing third-country nationals to cumulate residence periods in different member states; (3) implementing the Talent Partnerships on labour mobility with non-EU countries; and (4) establishing the EU Talent Pool for job candidates. The Talent Partnerships aim to boost international labour mobility and human capital formation in a mutually beneficial and circular way, involving employers, training institutions and diaspora organisations. At the same time, the EU Talent Pool would be an EU-wide job-search portal for candidates from non-EU countries. In addition, the Communication also mentions future priority areas of action, such as attracting long-term care workers from non-EU countries, promoting youth mobility or facilitating the admission of start-up founders to the EU.

You now know the recommendations presented by the Commission, but as an expert of your chosen country, what would you recommend to increase skilled migration to your country?

Instructions

Understand the needs of your chosen country to make effective and evidence-informed policy recommendations for your chosen country.

Step 1: Data Collection

Using data from the [European Labour Authority](#), get an understanding of the labour shortages and surpluses your chosen country is dealing with.

Step 2: Develop Policies

From Lessons 2 & 3, you have got a sense of the push and pull factors that are relevant for your country. How can you utilise this knowledge to write effective policy recommendations to combat these shortages?

What are 3 industries where your chosen country faces ...

You can find this information in the European Labour Authority's report.

Shortages (pg. 21)

Surpluses (pg. 22)

Taking a look again at the recommendations of the Commission, would these initiatives support your chosen country? What are they missing?

Using the expertise you have gained about your country what additional policies could you recommend?

Data in Comparison

For the three areas in your chosen country that are suffering the most shortages, list two countries each who have a surplus of workers in those industries.

Industry: _____ Industry: _____ Industry: _____

If someone in your class is representing one of these countries, ask them for their recommendation on how to attract such workers or negotiate a potential workers exchange programme.

List three takeaways or decisions you have gained from discussing with other countries.
